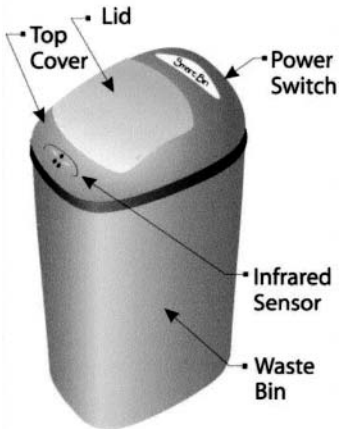
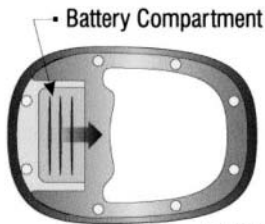


UltraSmartBin™

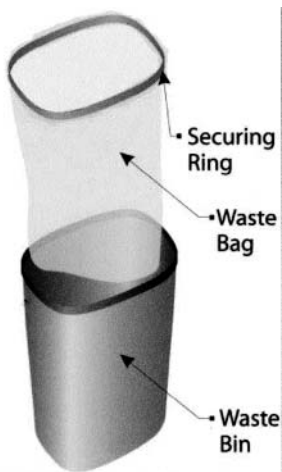
General Instructions for 5, 7 and 12 gallon sizes



Picture 1



Picture 2



Picture 3



Picture 4

1. Remove the TOP COVER from inside the WASTE BIN. Open the cover of the battery case underneath the TOP COVER and install four "D-cell" batteries according to the "positive and negative pole" signs. (Picture 2)
2. Insert the waste bag through the SECURING RING. Wrap the ring with the opening of the bag. Replace the ring in the Bin and press hard. (Picture 3)
3. Hold the front side of the TOP COVER (Picture 4) and press down onto the top of the bin.
4. Turn on the POWER SWITCH at the back of the TOP COVER. At this moment the red indicator light will come on for three seconds. A flashing red light indicates that the electric system is working in the normal condition (Picture 4).
5. When throwing rubbish into the Ultra-Smart Bin, you need to keep the object or your hand about 4 inches above the infrared sensor. The lid will open automatically within 0.5 seconds, then it will close automatically three seconds after the object or your hand moves away. Without leaving the INFRARED SENSOR area (Picture 1) the LID will remain open.
6. If you press the left button next to the infrared sensor window (a button for manual operation), the lid will open, but it won't close automatically. Use this manual function when you need to throw rubbish away frequently. If you want to close the LID, just press the right button. Then, the circuit system returns to the automatic process.
7.
 - A. The infrared sensor in the normal waiting state flashes red once every three seconds.
 - B. When the lid automatically opens, the indicator light turns green.
 - C. When the lid automatically closes, the indicator light turns red.
 - D. When the lid is opened by hand, it flashes green once every three seconds.
 - E. When the batteries need replacement, the infrared sensor flashes yellow every three seconds.
8. Expected battery life under normal usage is 6 months. Normal usage is defined as opening and closing 20 times per day.

UltraTech International, Inc.

Toll Free: (800) 353-1611

Phone: (904) 292-1611

Fax: (904) 292-1325

www.FacilityProtection.com

